

CUCKOO

Mechanical type Electric Rice cooker/warmer 기계식 전기 밥솥



Operating Instructions 사용설명서

CR-1051(Series)

저희 쿠쿠 전기 밥솥을 구입해 주셔서 대단히 감사드립니다.

이 설명서를 잘 읽으시고 사용방법에 따라 정확하게 사용하십시오. 그리고 설명서는 보관해 두었다가 필요할 때 보시면 아주 유용합니다.

목차

한글 사용설명서

important safeguards	2
제품규격	3
안전상의 경고 및 주의	4
각 부분의 이름	8
사용방법	9
손질 방법	11
고장시 확인 사항	12
Limited warranty	23

我們衷心地感謝 購買此物。為了充分地發揮本品的機能，儘而有效地利用它，請您在使用前從頭至尾地閱讀本說明書，讀后請您保存好，為使用時萬一有不明白的地方或發生不良狀況時，請熟讀后好好保存它。

Chinese instruction manual

important safeguards	2
製品規格	3
零件名稱	8
注意事項	13
使用方法	14~15
清潔方法	15
Limited warranty	23

Thank you very much for purchasing "CUCKOO" Electric Rice cooker/warmer

Read all instructions before use.
Save these instructions for future reference.

Contents

English instruction manual

important safeguards	2
Specifications	3
Description of each part	8
Caution for safety	16
How to use	18
How to clean	19
Limited warranty	23

Para el mejor uso de este producto, por favor lea estas instrucciones antes de usarlo y guardelas para su referencia.

Spanish instruction manual

importantes medidas de seguridad	2
Identificación de partes	20
Como usarla	21
Para mantener el arroz cocido, caliente y sabroso	22
Especificaciones	22
Limited warranty	23

IMPORTANT SAFEGUARDS

When using electrical appliances, basic safety precautions should always be followed, including the following :

- ▶ Read all instructions.
- ▶ Do not touch hot surfaces. Use handles or knobs.
- ▶ To protect against electrical shock do not immerse cord, plugs in water or other liquid
- ▶ Close supervision is necessary when any appliance is used by or near children.
- ▶ Unplug from outlet when not in use and before cleaning. Allow to cool before putting on or taking off parts.
- ▶ Do not operate any appliance with a damaged cord or plug, or after the appliance malfunctions, or is dropped or damaged in any manner. Return appliance to your nearest authorized service facility for examination, repair, or electrical or mechanical adjustment.
- ▶ If the supply cord is damaged, it must be replaced by a special cord or assembly available from the manufacturer or its service agent
- ▶ The use of accessory attachments not recommended by the appliance manufacturer may cause injuries.
- ▶ Do not use outdoors.
- ▶ Do not let cord hang over edge of table or counter, or touch hot surfaces
- ▶ Do not place on or near a hot gas or electric burner, on in a heated oven.
- ▶ Extreme caution must be used when moving an appliance containing hot oil or other hot liquids.
- ▶ Always attach plug to appliance first, then plug cord into wall outlet. To disconnect, turn any control to “off”, then remove plug from wall outlet.
- ▶ Do not use appliance for other than intended use.
- ▶ Do not obstruct the steam vent hole with any articles, e.g.a piece of cloth.
- ▶ Do not place the inner pot directly over flame for cooking.

SAVE THESE INSTRUCTIONS.

THIS APPLIANCE IS FOR HOUSEHOLD USE ONLY.

ADDITIONAL SAFEGUARDS

- ▶ Avoid touching hot parts : outer lid, inner pot, inner lid and especially the steam vent hole.
- ▶ Do not switch on when the main body is empty.
- ▶ Make sure that heating plate and the magnetic switch are clean and dry whenever putting the inner pot into the cooker.
- ▶ Do not use sharp instruments to clean the inner pot as these will damage the non-stick coating.
- ▶ A short power-supply cord is to be provided to reduce the risk resulting from becoming entangled in or tripping over a longer cord.
- ▶ Longer detachable power-supply cords or extension cords are available and may be used if care is exercised in their use.

SHORT CORD INSTRUCTIONS/SPECIFICATIONS

Note : A. A short power-supply cord (or cord set) is to be provided to reduce the hazards resulting from becoming entangled in or tripping over a longer cord.

B. Longer cord set or extension cords are available and may be used if care is exercised in their use.

C. If a long cord set or extension cord is used

- (1) the marked electrical rating of the cord set or extension cord should be at least as great as the electrical rating of the appliance.
- (2) if the appliance is of the grounded type, the extension cord should be a grounding-type three-wire cord, and
- (3) the longer cord should be arranged so that it will not drape over the counter top or tabletop where it can be pulled on by children or tripped over accidentally.

This appliance has a polarized plug : (one blade is wider than the other)

As a safety feature, this plug will fit in a polarized outlet only one way.

If the plug does not fit fully in the outlet, reverse the plug.

If it still does not fit, contact a qualified electrician.

Do not attempt to defeat this safety feature.

CAUTION : During use, the internal parts of the rice cooker and the area around the steam vent are **HOT**.
Keep out of reach of children to avoid possible injury.

제품규격/Specifications/規格

전원/Power supply/額定電壓		AC 120V, 60Hz
소비전력/Power consumption/ 額定消耗功率 (approx) W	취사/Cooking/炊飯	650W
	보온/Keeping Warm/ 保温	83W
취사용량/Cooking Capacity /炊飯容量 L (Cups)	백미/White rice/白米	0.36-1.8L(2-10Cups)
	현미/Brown rice/玄米	0.36-1.44L(2-8Cups)
코드길이/Power cord length/電線長度 m (ft)		1.4m/4.6ft/1.4米
외형크기/Dimension/尺寸 cm (in)	폭/Width/深	33.5cm(13.2in)
	길이/Length/濶	35.6cm(14in)
	높이/Height/高	29.5cm(11.6in)

CAUTION FOR SAFETY

▶ The following must be observed to use product safely and correctly to prevent accident and dangerous situations.


▶ 'Warning' and 'Caution' are different as follows.



WARNING | This means that the action it describes may result in death or severe injury.



CAUTION | This means that the action it describes may result in injury or property damage.

- ▶  This sign is for reminding something may cause problems under the certain situation.
- ▶ Please read and follow the instruction to avoid any harmful situation.



WARNING


Please use it clearly;

If it is used with any alien material being held there will be happened any case of boiled rice not being made well or boiled rice being burned. Please use it (them) always clearly by wiping out by sponge-scrubber for the around the inner pot after soak in water, by sandpaper for the heater or sensor.




Please pay careful attention against water;

Please surely not wash out the body of this rice cooker by water, which may be a cause of electric shock or firing.




Please use it at a secured place;

Please avoid using it at a insecure place easy to be fallen down, or near hot thing such as stove or gas stove, or on carpet or cushion, etc.



Use a single socket with the rated current above 15A.

Using several lines in one socket can cause overheating resulting in fire. Use the extension cord with the rated current above 15A.




Do not plug or pull the power cord with wet hands.

It can cause electric shock.

Do not use damaged power cord or plug or loose socket.

It can cause electric shock, short circuit or fire.

If the plug were damaged, contact dealer and service center.



CAUTION FOR SAFETY

⚠ WARNING

Keep the cooker out of reach of children.

It can cause burns, electric shock or injury.



Do not touch the metallic surface of the inner pot and heating plate after cooking or warming.

It can cause burn.



Being hot!

When cooking boiled rice there is coming out hot steam from the hole of the steam and please not come your face or hand near it.



Do not alter, reassemble, disassemble or repair.

It can cause fire, electric shock or injury. For repair, contact dealer or the service center.



Please pay careful attention against its deforming

If you put anything such as dishcloth etc. on the cover when cooking boiled rice or in the course of warming which may be a cause of deforming or decoloring the cover. Please not put the inner pot on any other heater than the rice cooker.



⚠ CAUTION

It is avoidable to use it for other use

If you boil water or use for any other use. Which may give rice cooker excess and be a cause of disorder.



When warming boiled rice

and cold boiled rice together, which may be a cause of bad smell.



When there is not boiled rice in inner pot.

When there is not anything in inner pot, please surely pull out plug. Otherwise it may be heated and cause a risk.



Handling With care

If you fall rice cooker down or and strong impact, which may be a cause of disorder.

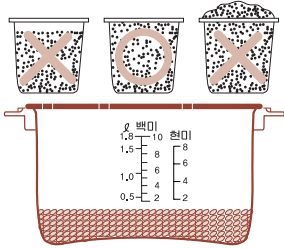
With the rice scoop indicatad

If you use a metallic rice scoop which may be a cause of the boiled rice being scorched because of peeling off coated film of inner pot.

HOW TO USE

① Measure the plain rice volume.

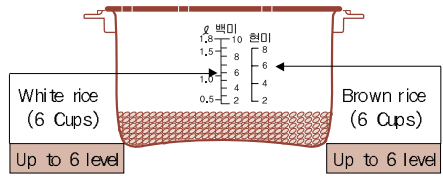
Use the measuring cup provided. Each cup of uncooked plain rice normally can give about 2 cups of cooked rice. Do not cook rice outside the range indicated inside the pot. The rice cooker cannot perform the normal rice cooking function outside the specified range.



③ Add water according to the marking inside the pot.


Pour the pre-washed rice into the inner pot and add water according to the marking indicated inside the pot, then smooth the rice surface. The level marked inside the pot is the fill line.

FILL LINE-Do Not Fill Past This Point
When adding more water the rice will become softer, and less water will result in dryer/harder rice.



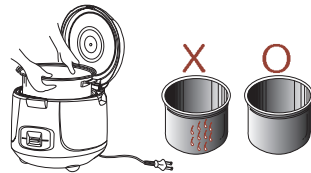
② Wash the rice gently and thoroughly

Wash the rice gently and thoroughly. We advise you to use a separate container during washing to avoid damaging the non-stick coating of the inner pot.



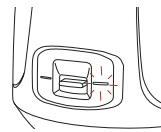
④ Check to ensure the pot is in good contact

Before connecting the power, ensure the outside of the inner pot is dry and clean and that no foreign object is on the heating plate or the magnetic switch. Close the lid firmly until it gives a "click" sound to avoid improper rice cooking.



⑤ Connect to the main power supply

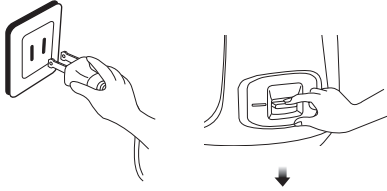
Connect the unit to the outlet. The light of the "WARM" mode will be on.



HOW TO USE

⑥ Press the control button to start cooking

Press down the control button and the light of the "COOK" mode will be on to indicate that rice cooking is in progress.



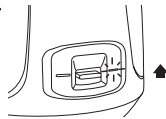
⑧ Stir the rice

For best results, open the lid after the light of the "WARM" mode goes on and stir the rice to allow excessive steam and water to escape. Then close the lid firmly to continue the keep warm function.



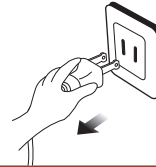
⑦ Keep warm

When the cooking process is finished, the light of the "COOK" mode will go off and the light of "WARM" mode will be on automatically.



⑨ Power off

To stop the keep warm function simply unplug the unit from the outlet.



HOW TO CLEAN

The inner pot and inner lid:

1. Before cleaning, unplug the unit from the outlet and let it cool down completely.
2. Remove and clean the inner lid and the inner pot after every use.
Soak them in lukewarm water.
3. Wash with a sponge or a soft cloth.
4. Do not use any abrasive cleansers, steel wool or metal utensils to clean the non-stick inner pot as these will damage the non-stick coating.

The main body and outer lid:

1. Before cleaning, unplug the unit from the outlet and let it cool down completely.
2. Use only a damp cloth to wipe the outside of the unit.
Do not immerse the main body in water.

CUCKOO ELECTRONIC RICE COOKER/WARMER LIMITED WARRANTY

KEY Company, R&H Enterprise INC, Cuckoo Trading Canada will repair at its option replace, without charge, your product which proves to be defective in material or workmanship under normal use, during the warranty period listed below from the date of original purchase. This warranty is good only to the original purchaser of the product during the warranty period. R&H Covers the east and the central districts, KEY Company covers the west and the Central Districts, Cuckoo Trading Canada covers the whole Canada.

WARRANTY PERIOD

MODEL#	#LABOR	PARTS	HOW SERVICE IS HANDLED
CR-1051	1YEAR	1YEAR	<p>The East and the Central Districts Call : 718 888 9144 Address : 14-10, 123rd Street, College Point, NY 11356, USA</p> <p>The West and the Central Districts. Call : 213 687 9828 Address : 700, Jackson Street, L.A, CA 90012, USA Canada (Toronto) Call : 416 878 4561 / 416 250 7228 Address : 7289 Young Street Glen Cameron Center Unit 2 Thornhill Ontario L3 Canada (Vancouver) Call : 604 540 1004 / 604 523 1004 Address : 945 Lougheed HWY Coquitlam BC CANADA V3K 3T4</p>

No other express warranty is applicable to this product. **THE DURATION OF ANY IMPLIED WARRANTIES, INCLUDING THE IMPLIED WARRANTY OF MERCHANTABILITY, IS LIMITED TO THE DURATION OF THE EXPRESS WARRANTY HEREIN. CUCKOO ELECTRONICS CO.,LTD, SHALL NOT BE LIABLE FOR THE LOSS THE USE OF THE PRODUCT, INCONVENIENCE, LOSS OR ANY OTHER DAMAGES, DIRECT OR CONSEQUENTIAL, ARISING OUT OF THE USE OF, OR INABILITY TO USE, THIS PRODUCT OR FOR ANY BREACH OF ANY EXPRESS OR IMPLIED WARRANTY, INCLUDING THE IMPLIED WARRANTY OF MERCHANTABILITY APPLICABLE TO THIS PRODUCT.**

Some states do not allow the exclusion or limitation of incidental or consequential damages or limitations on how long an implied warranty lasts : so these limitations or exclusions may apply to you. This warranty gives you specific legal rights and you may also have other rights which vary from state to state.

THE ABOVE WARRANTY DOES NOT APPLY IN THESE CASES:

- * To damages problems which result from delivery or improper installation.
- * To damages problems which result from misuse, abuse, accident, alteration, or incorrect electrical current or voltage.
- * To serve call which do not involve defective workmanship or material and explaining the operation of the unit.

Therefore, these costs are paid by the consumer.

Customer assistance numbers :

To Prove warranty Coverage : ► **Retain your Sales Receipt to prove date of purchase**
 ► **Copy of your Sales Receipt must submitted at the time warranty service is provided.**

To Obtain Product, Customer, or Service Assistance and Nearest Authorized service center, Parts Distributor or Sales Dealer:

<p>The East and the Central Districts Call : 718 888 9144 Address : 14-10, 123rd street, college point, NY 11356, USA</p>	<p>The west and the Central Districts. Call : 213 687 9828 Address : 700, Jackson Street, L.A, CA 90012, USA</p>	<p>Canada (Toronto) Call : 416 878 4561/ 416 250 7228 Address : 7289 Young Street Glen Cameron Center Unit 2 Thornhill Ontario L3</p>	<p>Canada (Vancouver) Call : 604 540 1004 / 604 523 1004 Address : 945 Lougheed HWY Coquitlam BC CANADA V3K 3T4</p>
---	--	---	---